

Rhodium Diamond AI Cameras Accessories









Key Features







Rhodium provides a wide range of convenient accessories includes wall, pole, corner mounts, adapter plate, housing, etc. to complement its network cameras and assist in your network video installation.

The accessories can fulfill your variety of demands, whether the network cameras are to be placed in different demanding environments, such as poles, walls or corners.







Rhodium Diamond AI Cameras Accessories

Model	Description
RA01 Pole Mount	 <p>Weight: 720g</p> <p>Dimension: 170*51.5*152.6mm</p> <p>Installation Environment: For strapping cameras on poles between 102-127mm(4.1-5 inches) in diameter</p> <p>Applicable Model: Mini Bullet, Vandal-proof Mini Bullet, Vandal-proof Motorized Mini Bullet, Panoramic Mini Bullet, A41, A62, A63, A71, A72, A77</p>
RA03 External Corner Bracket	 <p>Weight: 900g</p> <p>Dimension: 170*152.5*76mm</p> <p>Installation Environment: For mounting cameras on an external corner</p> <p>Applicable Model: Mini Bullet, Vandal-proof Mini Bullet, Vandal-proof Motorized Mini Bullet, Panoramic Mini Bullet, A41, A62, A63, A71, A72, A77</p>
RA41 Wall Mount	 <p>Weight: 400g</p> <p>Dimension: 200*129*100mm</p> <p>Installation Environment: For wall or parapet installations</p> <p>Applicable Model: Speed Dome</p>
RA42 Pendant Mount	 <p>Weight: 650g</p> <p>Dimension: 116.5*255mm</p> <p>Installation Environment: Used to install cameras on a ceiling or vertical structure</p> <p>Applicable Model: Speed Dome</p>
RA42-L Extension Lever	 <p>Weight: 325g</p> <p>Dimension: 57*255mm</p> <p>Installation Environment: Used as extensions for pendant mount</p> <p>Applicable Model: A42, A79</p>
RA43 Junction Box	 <p>Weight: 1000g</p> <p>Dimension: 195*164*80mm</p> <p>Installation Environment: For the containing of electrical connections which need to be concealed from sight and deter tampering</p> <p>Applicable Model: A41, A42</p>






Rhodium Diamond AI Cameras Accessories

Model		Description
RA51 Protective Housing		Weight: 1988g Dimension: 380*150*H mm(H is adjustable) Installation Environment: Robust housing with the wall mount bracket to defend cameras from being damaged in all challenging environments Applicable Model: Pro Box
RA62 Junction Box		Weight: 510g Dimension: 134*126*40mm Installation Environment: For the containing of electrical connections which need to be concealed from sight and deter tampering Applicable Model: Pro Bullet, Mini PTZ Bullet (Only for Wall Mount Version.)
RA63 Junction Box		Weight: 620g Dimension: 134*126*40mm Installation Environment: For the containing of electrical connections which need to be concealed from sight and deter tampering Applicable Model: Mini Bullet, Vandal-proof Motorized Mini Bullet
RA71 Wall Mount		Weight: 530g Dimension: 162*124*78mm Installation Environment: Used to install cameras on an wall or vertical structure Applicable Model: IR Mini Dome, Vandal-proof Mini Dome, Weather-proof Mini Dome, AF Motorized Mini Dome, Panoramic Mini Dome
RA72 Wall Mount		Weight: 560g Dimension: 240*160*136mm Installation Environment: For wall or parapet installations Applicable Model: Pro Dome, Fisheye Camera
RA73 Adapter Plate		Weight: 28g Dimension: 115*122.5*10mm Installation Environment: For the installation that cable need to be routed through the side outlet Applicable Model: Vandal-proof Mini Dome

Rhodium Diamond AI Cameras Accessories

Model		Description
RA74 Junction Box		Weight: 60g Dimension: 121.5*116.5*37.2mm Installation Environment: For the containing of electrical connections which need to be concealed from sight and deter tampering Applicable Model: Vandal-proof Mini Dome
RAC-72 Smoked Dome Cover		Installation Environment: For concealing where a camera is pointed Applicable Model: Pro Dome
RA75 Junction Box		Weight: 200g Dimension: 145*167*33.5mm Installation Environment: For the containing of electrical connections which need to be concealed from sight and deter tampering Applicable Model: Pro Dome, Fisheye Camera
RA76 Pendant Mount		Weight: 620g Dimension: 136*L (L is default as 300mm, also can be extended with A76-L) Installation Environment: Used to install cameras on a ceiling or horizontal structure Applicable Model: Fisheye Camera, Pro Dome
RA76-L Extension Lever		Weight: 315g Dimension: 34*300mm Installation Environment: Used as extensions for pendant mount Applicable Model: A76
RA77 Wall Mount		Weight: 650g Dimension: 262*185*138mm Installation Environment: For wall or parapet installations Applicable Model: Mini PTZ Dome

Rhodium Diamond AI Cameras Accessories

Model		Description
RA78 Recessed Mount		Weight: 715g Dimension: Φ256*94mm Installation Environment: For in-ceiling installations Applicable Model: Mini PTZ Dome, Pro Dome
RA79 Pendant Mount		Weight: 850g Dimension: Φ256*295mm Installation Environment: Used to install cameras on a ceiling or horizontal structure Applicable Model: Mini PTZ Dome
RA81 Recessed Mount		Weight: 450g Dimension: Φ168.7*91.3mm Installation Environment: For in-ceiling installations Applicable Model: Weather-proof Mini Dome
RA82 Recessed Mount		Weight: 475g Dimension: Φ168.7*91.3mm Installation Environment: For in-ceiling installations Applicable Model: IR Mini Dome
RA83 Junction Box		Weight: 270g Dimension: Φ122*45.5mm Installation Environment: For the containing of electrical connections which need to be concealed from sight and deter tampering Applicable Model: Weather-proof Mini Dome